


RUOFF NOTCHER

Automatic Power Notcher

for the Heating, Air Conditioning and Sign Industry

FAST • SIMPLE • FLEXIBLE


“The Best Way to INCREASE PROFITS in an Era of Extreme Competition”



The RUOFF NOTCHER is a punch press with an adjustable automatic feed. It is precision designed for punching various shapes, along the edge of sheet material.

Sheet steel, galvanized iron, aluminum, plastics, cardboard, or any sheet material that can be punched, can be handled by the RUOFF NOTCHER.

Each RUOFF NOTCHER is fully guaranteed for 90 days after date of purchase. Shipping is immediate. The RUOFF NOTCHER is easily installed in less than five minutes.



Shown with optional non-marring feed wheel.

The encapsulated rubber cord on the special feed wheel allows notched material to remain smooth, unmarred, and without serrated impressions. It is particularly useful for sign shop applications and notching of pre-painted aluminum.


RUOFF NOTCHER

CUTS
PRODUCTION
COSTS

RUOFF & SONS, INC.
1030 Rose Avenue
Runnemede, NJ 08078
Phone 609-931-2064
Fax 609-931-0539

(U.S. Patent No. 2,799,336)

SOME OF THE MANY USES OF THE RUOFF NOTCHER



Notched starting collar for duct work



Notched standing seam for fittings



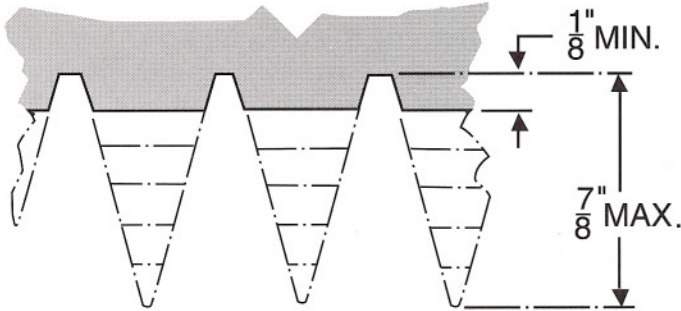
Notched sections for sign work



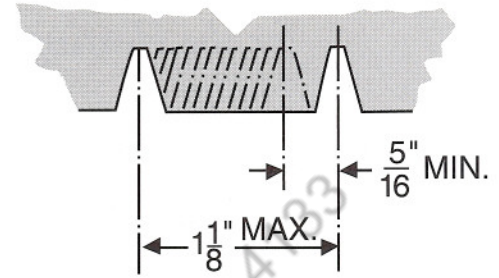
Notched flange for metal letters

VARIABLE PATTERNS

VARIABLE DEPTHS

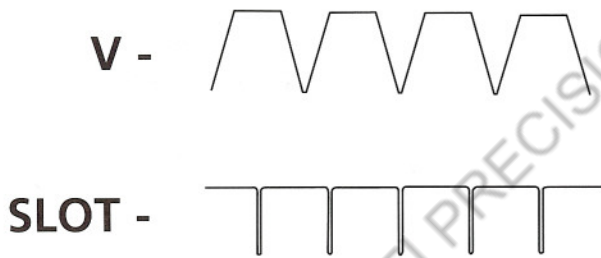


VARIABLE SPACING




COMPACT SELF-CONTAINED UNIT PROVIDES SAFETY AND CONVENIENT TROUBLE-FREE SERVICE

STANDARD PUNCH AND DIE PATTERNS



Standard punch and dies provide either a 15° notch or a 3/32" slot. Other patterns are available. The punch and die can be sharpened several times.



SPECIFICATIONS

OVERALL DIMENSIONS:

18" w x 12" d x 50" h

SHIPPING WEIGHT (crated):

120 lbs.

SPEED:

From 20 feet per minute (240 punches per minute) up

ADJUSTMENTS:

Centers of notches are adjustable up to 1 1/8" max.

Depth of notch is adjustable up to 7/8" max.

ELECTRICAL:

115/230 volts a-c, 11/5.6 amps., 3/4 h.p.

GAUGE:

Up to 16 gauge mild steel—20 gauge stainless. Other materials in proportion to shear strength (.060 max. thickness).

TO MEET SPECIAL REQUIREMENTS:

The need for notching heavier gauges, wider spacing, or meeting other specific conditions beyond the scope of the standard Ruoff Notcher can often be met by minor modifications. Inquiries are invited regarding these special needs.