


LEFT AND RIGHT LOCK DIE WIDTHS' OPTIONAL
 ANY COMBINATION CAN BE SUPPLIED.

- A. 15/16" FOR USE WITH — 20 GAUGE PITTSBURG LOCK.
- B. 1 1/8" FOR USE WITH —
 - 24 GAUGE CURRENT FEMALE SNAP LOCK
 - 22 GAUGE OLD STYLE FEMALE SNAP LOCK.
 - 18 GAUGE 3/8" POCKET PITTSBURG LOCK.
- C. 1 3/8" FOR USE WITH —
 - 20 GAUGE FEMALE SNAP LOCK.
 - 18 GAUGE 1/2" POCKET PITTSBURG LOCK.
 - 16 GAUGE 1/2" POCKET PITTSBURG LOCK.

CINCINNATI PRECISION MACHINERY (513) 860-4133

<small>ITEM</small>	<small>REV'D</small>	<small>PURCHASE</small> DISK # 165	<small>DESCRIPTION</small>
		<small>DATE</small> 11/6/92	NOTCH PATTERN FREE STANDING AND BENCH MOUNT NOTCHING UNITS
		<small>SCALE</small> 1/2	
		<small>DRAWN</small> DRF	
		<small>CHECKED</small>	
		<small>ASSY. NO.</small>	<small>DWG. NO.</small> A-1079353

ENGEL 

INDUSTRIES
ST. LOUIS, MISSOURI

NOTCHER DIES

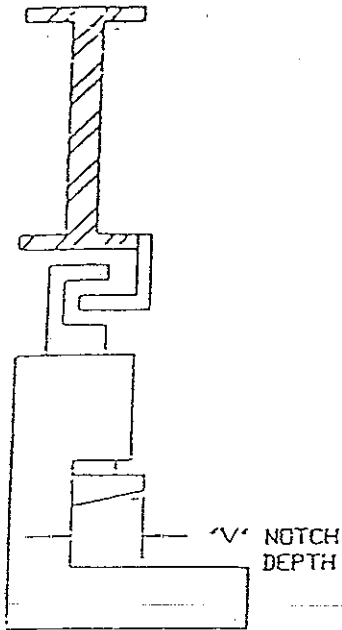
"V" NOTCH DEPTH

PLEASE CHECK APPROPRIATE BOXES (2)
DIE TYPE & NOTCH DEPTH

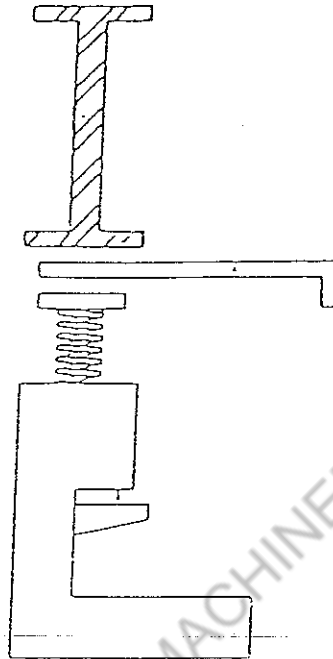
STANDARD DIES

0 to 1-1/4"
 0 to 1-1/2"

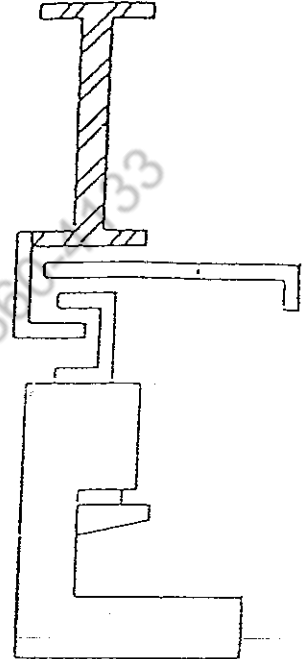
OLD LIFT STYLE



SPRING LIFT STYLE V/GAG



NEW LIFT STYLE V/GAG




ATT'N.

HEAVY DUTY DIES

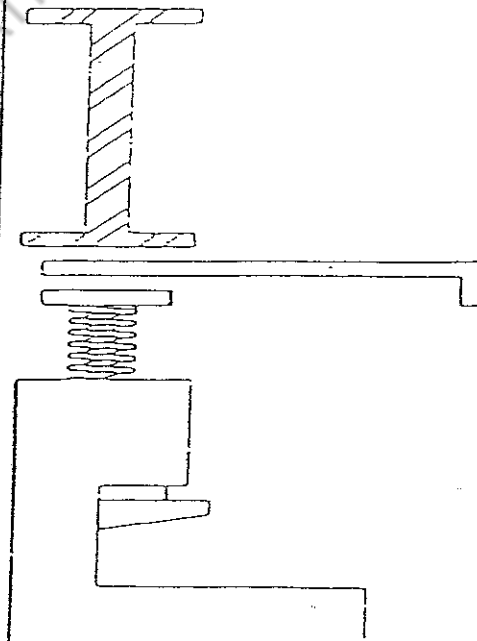
0 to 2-1/2"
 0 to 3-1/8"

M-NDOTDF

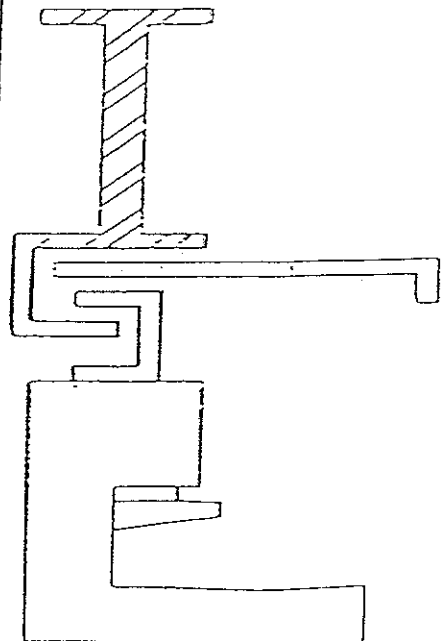
OLD LIFT STYLE

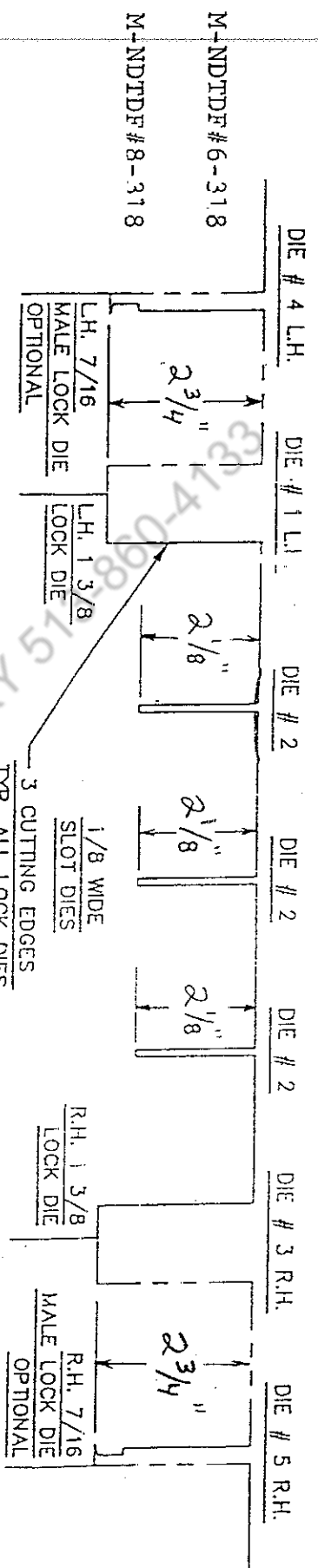


SPRING LIFT STYLE V/GAG



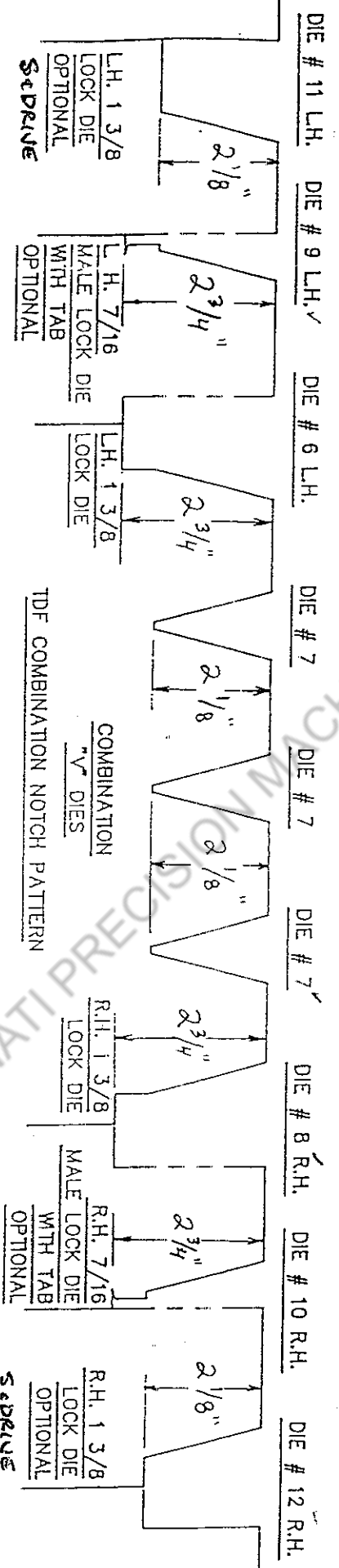
NEW LIFT STYLE V/GAG





M-NDTDF #6-318
M-NDTDF #8-318

TDF STANDARD NOTCH PATTERN



TDF COMBINATION NOTCH PATTERN

NOTE:
WHEN DIES ARE PURCHASED FOR EXISTING 1010 NOTCHING UNITS, THEY ARE PRICED SEPARATELY.
FIVE STANDARD DIES ARE FURNISHED WITH EACH 1010LM NOTCHING UNIT.

IDF STD #1, (3) #2, AND #3
OR
IDF COMBINATION #6, (3) #7, AND #8
DIES #4, #5, #9, #10, #11, AND #12 ARE OPTIONAL AND PRICED SEPARATE.

REV. 4/5/90 DRP

TRD	KEYD	REV	DATE	SCALE	DRG NO.
			6/19/85	FULL	B-1074131
		DISK #	DESCRIPTION		
INDUSTRIES		61	TDF NOTCH PATTERNS		
KT. LOUIS., MISSOURI			1010 notcher		
ORDERED	ASST. NO.				